



2045 LRTP Public Engagement Summary

SAWMPO 2045 LRTP

November 2019

Demographics



ZIP CODE

73% from Staunton/Waynesboro areas



GENDER & AGE

Females were much more likely to complete the survey (55% female to 38% male); age groups were diverse:



ETHNICITY

83% of respondents identified as white; no other group had more than 3 respondents



INCOME

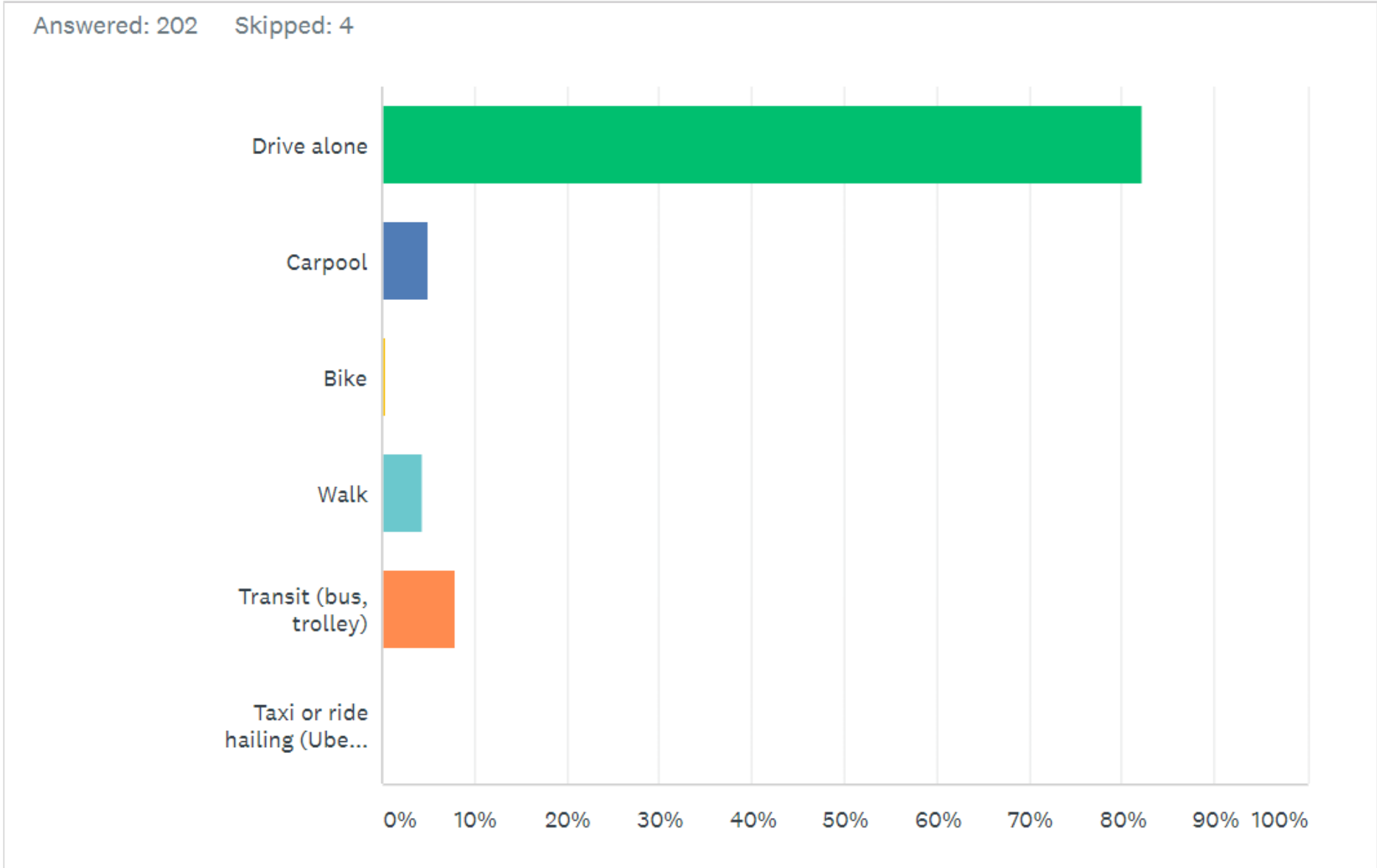
Nearly 50% of respondents earn between \$25,000 – 74,999; 24% earn over \$100,000:

TAKEAWAYS

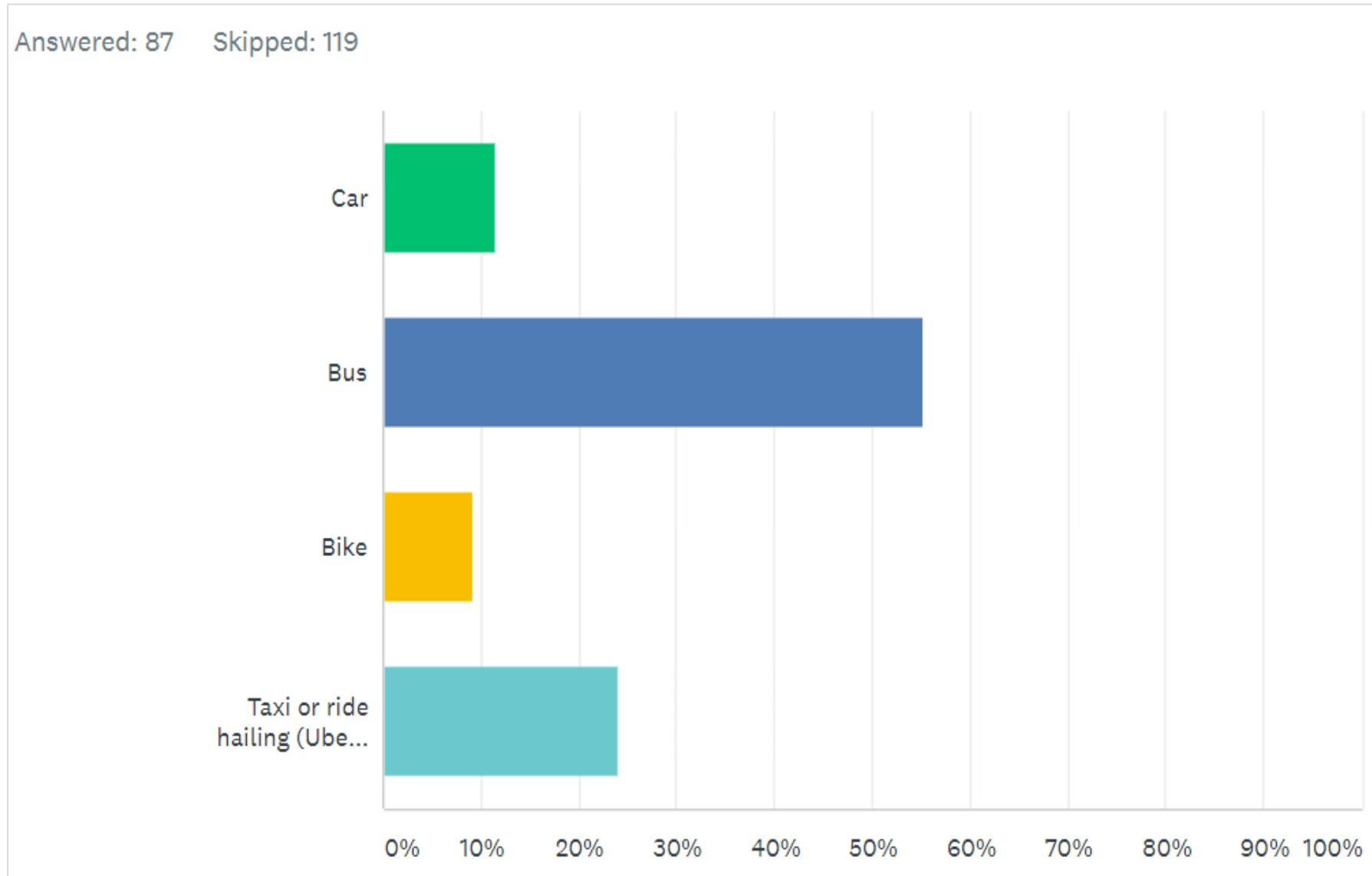
Respondents likely from Staunton or Waynesboro, age 25 – 74, female, white and earn more income than the regional average



Question 1: What is your primary means of transportation?

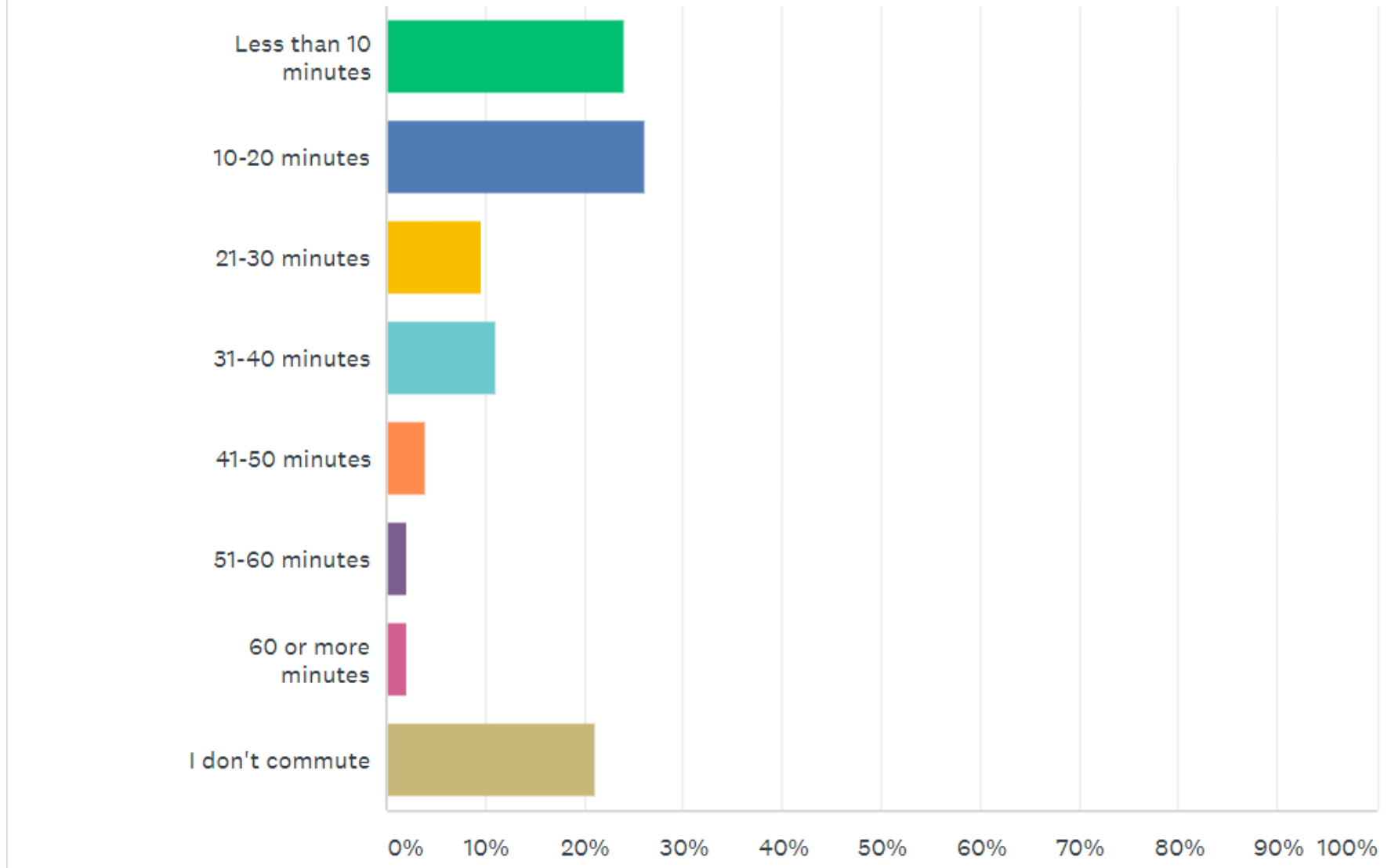


Question 2: Do you have trouble accessing transportation? If yes, which mode of transportation is not available to you that you need?

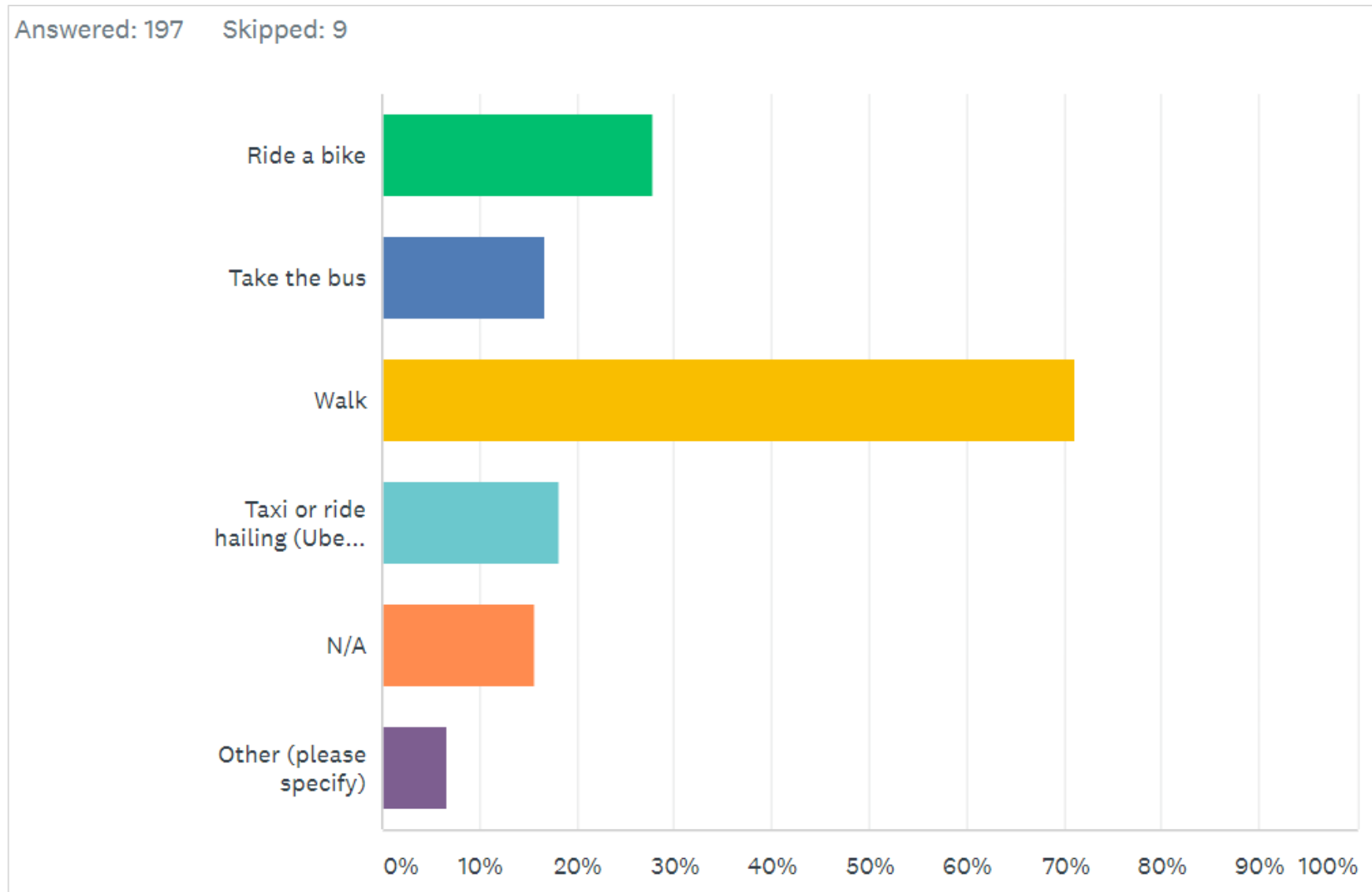


Question 3: If you commute to work, how long is your trip?

Answered: 199 Skipped: 7

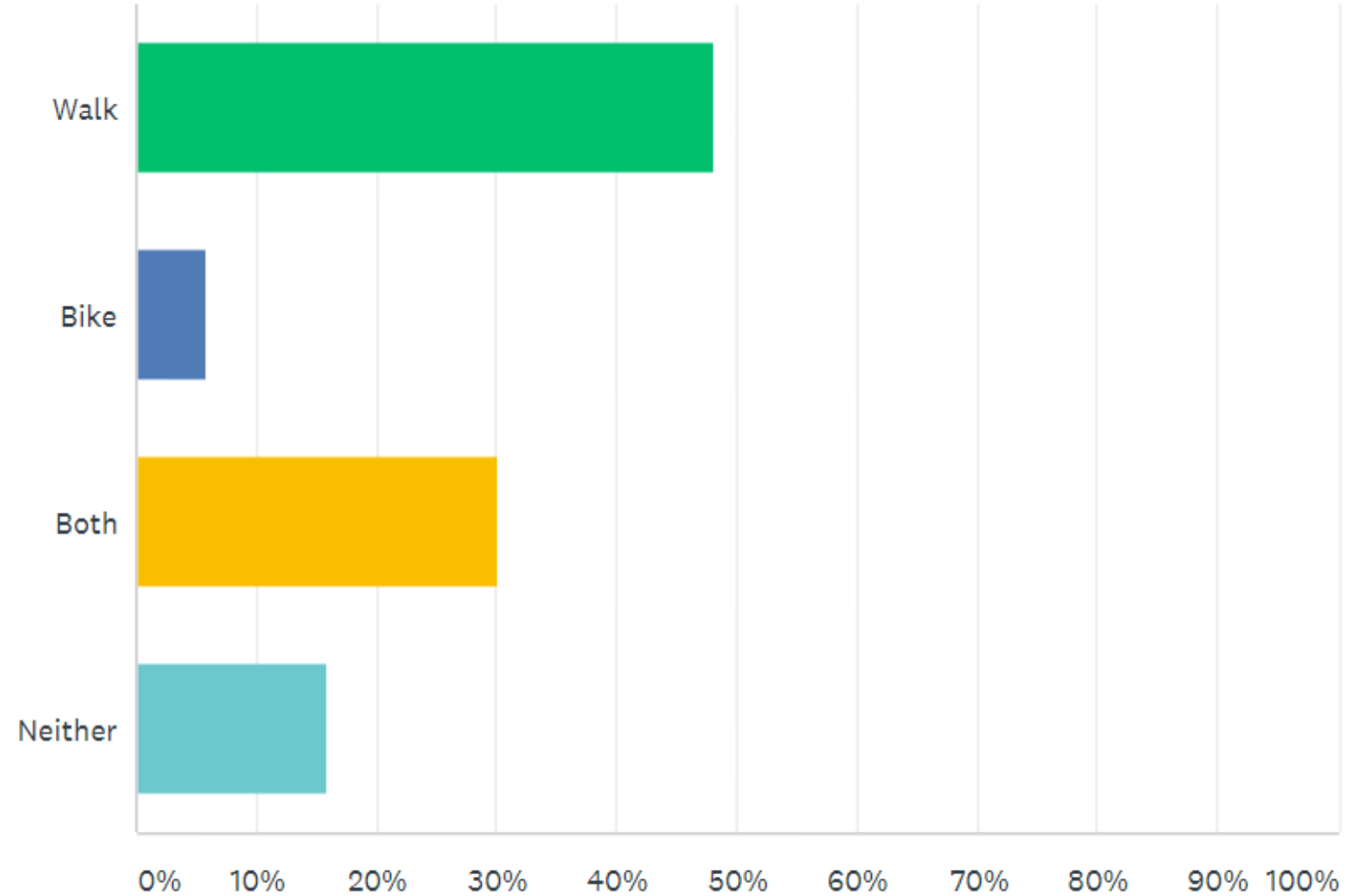


Question 4: Other than riding in a private vehicle, which modes of transportation do you use? (Check all that apply.)



Question 5: Do you walk or bike for recreation?

Answered: 202 Skipped: 4



Question 6: What do you consider to be transportation issues in your community? (Please order by highest to lowest concern from top to bottom.)

	1	2	3	4	5	6	7	8
Missing road/street connections	11.25%	11.25%	8.13%	13.13%	14.37%	11.88%	13.13%	16.88%
Bus service doesn't meet my needs	20.37%	15.43%	10.49%	10.49%	8.64%	11.11%	12.35%	11.11%
Missing sidewalks and crosswalks	31.03%	16.09%	17.82%	13.79%	10.92%	5.17%	1.15%	4.02%
Lack of bike lanes	9.04%	17.47%	16.27%	19.88%	6.63%	12.65%	9.64%	8.43%
Safety (speeding, crashes)	10.84%	15.06%	15.06%	15.06%	22.89%	13.25%	6.63%	1.20%
Distracted driving	15.79%	16.37%	16.37%	8.77%	14.62%	17.54%	7.60%	2.92%
Congestion	3.09%	3.70%	10.49%	8.02%	4.94%	11.73%	32.10%	25.93%
Inaccessibility (wheelchair, walker)	4.94%	8.02%	6.17%	10.49%	13.58%	12.35%	16.05%	28.40%

TAKEAWAYS

- Missing sidewalks and crosswalks the highest ranked issue
- Distracted driving, safety, bus service, and bike lanes were the next highest
- Inaccessibility, congestion, and missing roads were the lowest



Question 7: Do you avoid certain intersections or roads in your community? If yes, which ones and why?

Tops themes

- Congestion
- Safety
- Pedestrian safety and connectivity

Most mentioned roads/areas

- Richmond Road
- Rosser Avenue
- Greenville Avenue
- Statler Boulevard
- Downtown Staunton
- I-81

“The area on Rosser Ave near the Target shopping complex can be a nightmare, from the light at Lee Dewitt to Ladd.”

“Greenville Avenue. Too many drivers caught at stoplights.”

“250 by 81”

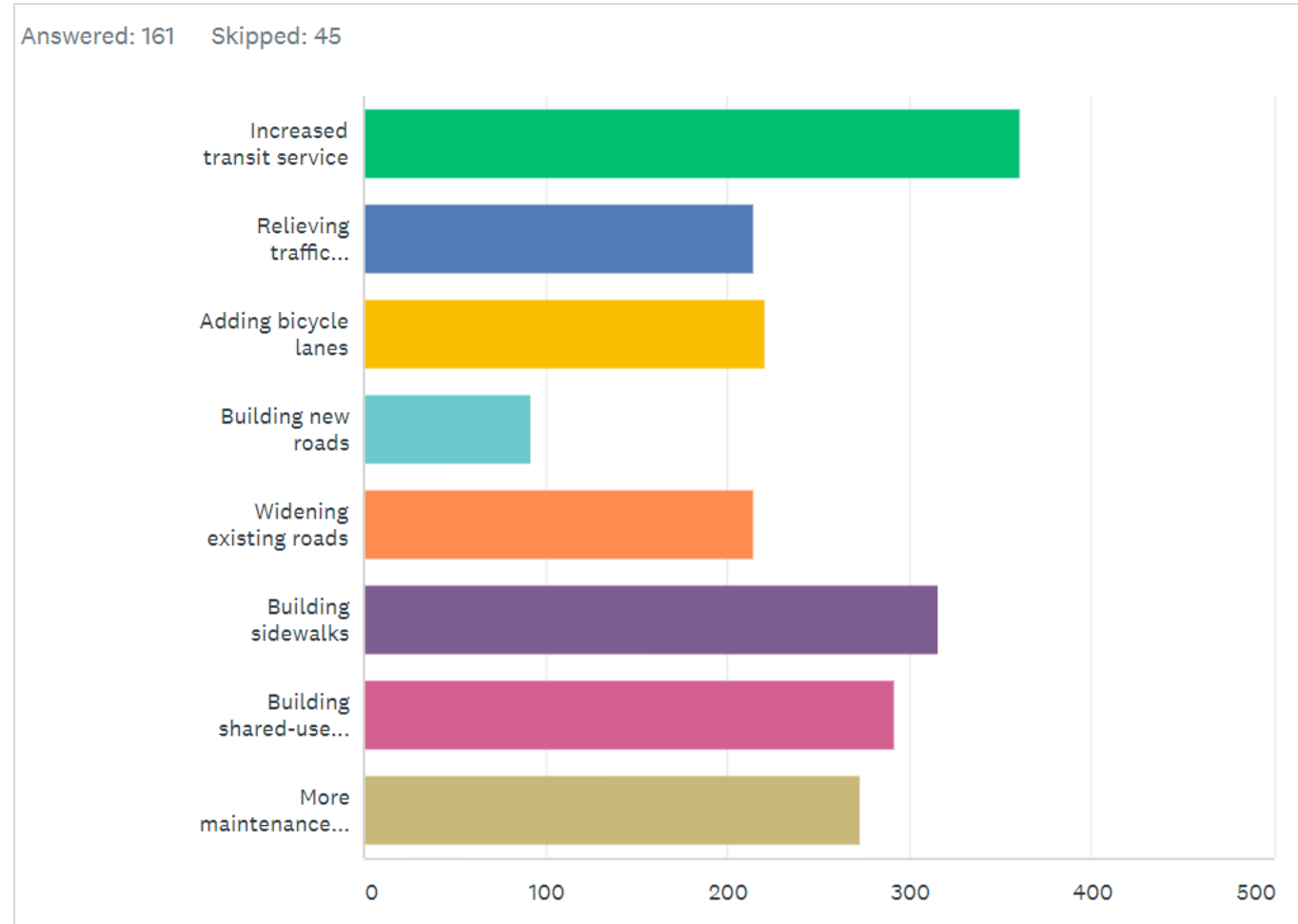
“I try to avoid I-81 and I-64 as much as possible. There seem to be daily accidents which then causes back-ups and congestion.”

“Statler Blvd. and Richmond Road. Double turn lane needed to turn west onto Richmond Road. The single turn lane gets backed up on Statler Blvd.”

“Rosser Avenue from Martins to Target area. Too many stops. No safe ped crossings, Increasing congestion in that area.”



Question 8: If you had \$1,000 to invest in transportation improvements, how would you spend it? (Enter a dollar amount for each improvement you would like to address.)



Question 9: Is there a specific transportation project or service that we should consider including in the 25-year plan?

Tops themes

- More transit stops, times, and service connections
- More bike paths
- Improved and new sidewalks
- Fix I-81

“Letting brcc run on Saturdays from 8:30am till 7:30pm I think people would like that”

“Ensuring more sidewalks in neighborhoods near Gypsy Hill Park and downtown”

“Widen 81!”

“Bus or rail service between Shen Valley cities and towns. Like Staunton, Harrisonburg, Woodstock, and Winchester, and on to DC and Charlottesville.”

“More places to sit to get the bus”

“More public transportation for remote areas of the county perhaps on a weekly or biweekly basis to connect with transportation hubs”

“Have more bus stops. Expand to Blue Toad/Basic City/Blue Ridge Kombucha & Blue Ridge Parkway”



Question 10: Are there any other comments you wish to share?

Tops themes

- Sidewalks and pedestrian safety
- Transit efficiency, reliability, stops and connectivity

“lots of human ant hills going up between Middlebrook Rd and Montgomery Rd. Sidewalks need to be extended to LB King Rd”

“I understand that people dont wanna work weekends but alot of people work in food industry and weekends are a must, and work late”

“My parents tell me that in the 1950s, there were multiple daily bus and train connections between Staunton and Charlottesville, and regular bus connections between Staunton and towns along routes 250 and 220. If we could do it then, we can do it now.”

“I moved from Cincinnati to Staunton 21 yrs ago. I love spending time walking but I'm getting older. A safe, area away from the traffic (trails) would make life so much more enjoyable. Some people need a place a tad bit away from traffic...like my son with Autism. Gypsy Hill gets busy, cars etc. I drive all the way to Augusta Springs Wetlands to find a safe, wheelchair accessible walking trail.”



Summary

Survey Takeaways

- Improve ped
- Improve transit
- Continue to address 81
- Safety and maintenance of existing roads
- Congestion and new roads are less priority

Stakeholder Takeaways

- Improve bike/ped
- Improve transit
- Continue to address 81 and 64
- Prioritize travel options for the aging
- Promote multi-modal options to contribute to economic development

